



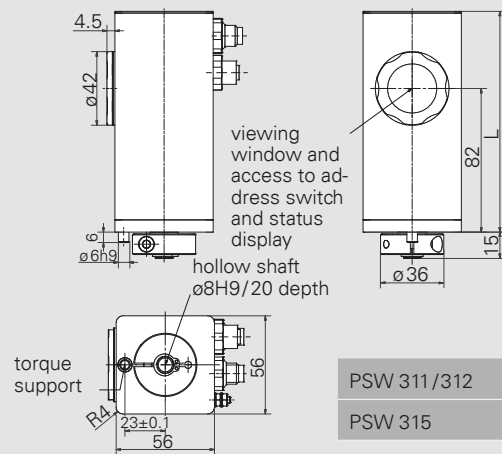
| Product | Nominal torque (x) | Self-holding torque (energized) | Nominal rated speed |
|-----------|--------------------|---------------------------------|-----------------------|
| PSW 311-8 | 1 Nm | 0.5 Nm | 180 min ⁻¹ |
| PSW 312-8 | 2 Nm | 1 Nm | 100 min ⁻¹ |
| PSW 315-8 | 5 Nm | 2.5 Nm | 35 min ⁻¹ |

| | |
|---|---|
| Duty cycle | 20% (basis time 600s) at nominal torque |
| Mode of operation | S3 |
| Supply voltage | 24 VDC ±10% galvanically separated between control and motor and bus |
| Rated current | 2.3 A |
| Power consumption (control unit) | 0.1 A |
| Positioning accuracy absolute measurement of position taken directly at the output shaft | 0.9° |
| Positioning range | 250 rotations ²⁾ not subject to mechanical limits |
| Shock resistance in accordance with IEC/DIN EN 60068-2-27 | 50 g 11 ms |
| Vibration resistance in accordance with IEC/DIN EN 60068-2-6 | 10..55 Hz 1.5 mm/ 55..1 000 Hz 10 g/ 10..2 000 Hz 5 g |
| Output shaft | 8 mm solid shaft or 8 mm hollow shaft with clamp ring |
| Max. axial force | 20 N |
| Max. radial force | 40 N |
| Ambient temperature | 0..45 °C |
| Storage temperature | -10..70 °C |
| Protection class | IP68 at standstill, IP66 during rotation |
| Housing | stainless steel |
| Weight | 950 g |
| Certificates | CE, optional: NRTL, optional: STO with/without test pulses ¹⁾ |

¹⁾ STO: only for EtherCAT, EtherNet/IP, POWERLINK, PROFINET, without galvanic separation of the supply voltage

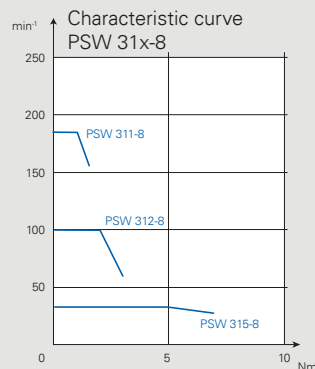
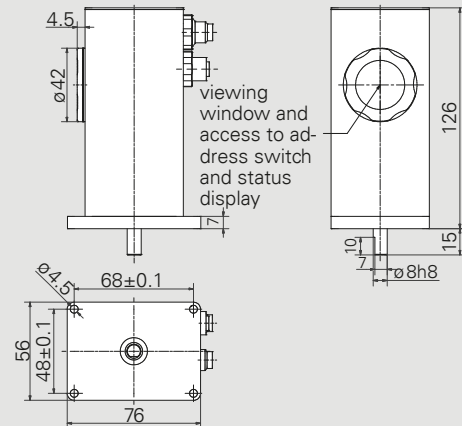
²⁾ With PSx 3xx with IO-Link, the travel range can be increased by a multiple of the absolute measuring range of 256 revolutions and a partial absolute travel range of over 500,000 revolutions can be realized.

PSW 31x-8 (with hollow shaft)



| | L |
|-------------|-----|
| PSW 311/312 | 118 |
| PSW 315 | 126 |

PSW 31x-8 V (with solid shaft)



Dimensions in mm.
For details of the connections please see also the instruction manual.



How to choose your suitable positioning system?



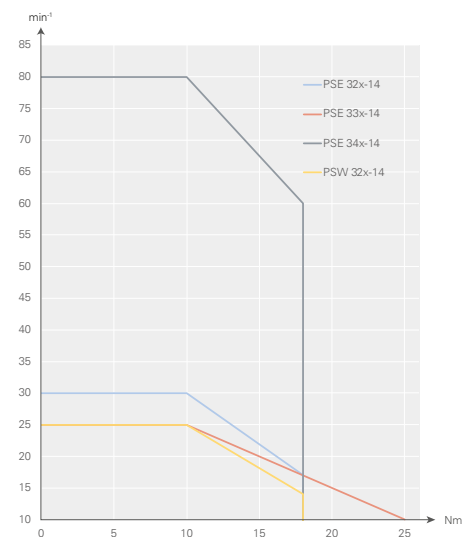
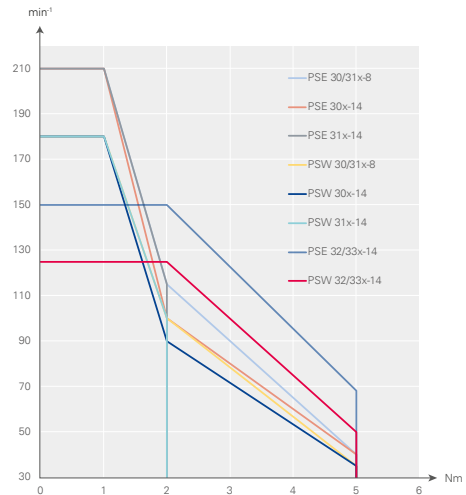
To order our standard products, you can use the graphics on the right for an initial performance assessment of the products and the corresponding order code of the 3 series. The ordering process is described below using an example.

- A** Choose the appropriate **design** based on your operating conditions
- B** **Type:**
 - Vertical or horizontal form (value even or odd)
 - max. rated torque (x) - for orientation see characteristic diagrams
 - Output shaft (8 or 14) and solid or hollow shaft
- C** select required protocol / interface (**bus communication**)
- D** integrate the **connections** that are essential for you
- E** if necessary, select a **brake** (without brake select 0)
- F** select required **certificates**
- G** select **IP protection class**

For example, a stainless steel housing (PSW), the 30x design, a maximum rated torque of 2 Nm and an 8 hollow shaft would be required (302-8). Besides IO-Link, the standard connections are required, no brake, the CE certificate and IP65.

→ Order code **PSW 302-8-IO-0-0-0-65**

Torques and speeds





Order code PSE / PSW 3 series



| | A | B | C | D | E | F | G |
|--|--------|--|---|--|-------------------------------------|---|---|
| | Design | Type | Bus communication | Connections | Brake | Certification | IP protection class |
| Positioning System Efficient | PSE | 30x-8 30x-8 V 30x-14 30x-14 V 31x-8 31x-8 V 31x-14 31x-14 V | CA: CANopen DP: PROFIBUS DP DN: DeviceNet ¹⁾ MB: Modbus RTU ¹⁾ SE: Sercos EC: EtherCAT PN: PROFINET | 0: Standard ²⁾ T: Standard with jog keys ¹⁾ X: Plug-in, L-coded ¹⁾ Y: Plug-in, Y-coded ¹⁾ Z: Plug-in, Y-coded, with jog keys ¹⁾ | 0: without M: with ³⁾ | 0: CE N: NRTL + CE S: STO + CE without test pulses ¹⁾ T: STO + CE with test pulses ¹⁾ Y: STO + NRTL + CE without test pulses ¹⁾ Z: STO + NRTL + CE with test pulses ¹⁾ | 54: IP 54 ¹⁾ 65: IP 65 ¹⁾ 68: IP 68 ⁴⁾ |
| Positioning System Washable | PSW | 32x-14 32x-14 V 33x-14 33x-14 V 34x-14 ⁵⁾ | EI: EtherNet/IP PL: POWERLINK IO: IO-Link | | | | |

| Form/Type | Torque | Output shaft |
|----------------|--------------------------------|--|
| 30 horizontal | x = 1 Nm | 8 = 8 mm hollow shaft 14 = 14 mm hollow shaft |
| 31 vertical | x = 2 Nm | |
| 32 horizontal | x = 5 Nm | 8V = 8 mm solid shaft ¹⁾ 14V = 14 mm solid shaft ¹⁾ |
| 33 vertical | x = 10 Nm | |
| 34 horizontal | x = 18 Nm | |
| | x = 25 Nm ⁵⁾ | |

To place your order, please call us at
+49 7661 3963-0 or email us at
info@halstrup-walcher.com.
 For additional contacts, please visit
www.halstrup-walcher.de/en/contact









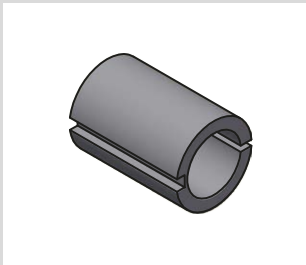

¹⁾ Not available as standard for all versions / bus communication. Please contact our sales department.
²⁾ The standard is 3 plugs / sockets (except for IO-Link or Y-coded connector)
³⁾ only for variants with 14 mm output shafts
⁴⁾ only for PSW
⁵⁾ only for PSE

Please refer to the data sheets for the respective standard combinations.



Accessories for our positioning systems

The connectors shown here can be used for all device types (PSE / PSW). With PSE (IP 54 / IP65), this guarantees the IP protection classes. If required, we are happy to help you find a suitable connector for a PSW (IP 68) - please contact us.

| Buscommunication | Power supply (+ databus connector) (for option 0) ¹⁾ | Power supply + databus + jog key connector | On request |
|------------------|--|--|---|
| CANopen |  <p>Connector set: Order no. 9601.0060 For PSE 34xx Connector set: Order no. 9601.0093</p> |  <p>Connector set: Order no. 9601.0062</p> | <p>Cable</p>  |
| PROFIBUS DP | | | |
| Modbus RTU | | | |
| DeviceNet |  <p>Connector set: Order no. 9601.0088</p> |  <p>Connector set: Order no. 9601.0090</p> |  |
| Sercos |  <p>Connector set: Order no. 9601.0112</p> |  <p>Connector set: Order no. 9601.0317</p> | <p>Reducing sleeve for adaptation to different spindle diameters</p>  |
| EtherCAT | | | |
| PROFINET | | | |
| EtherNet/IP | | | |
| POWERLINK | | | |
| IO-Link |  <p>Connector: Order no. 9601.0107</p> | | |

¹⁾ see in order code under D

Screw cap to cover the second bus connection (for PSE/PSW). Not suitable for PSE with IE interface.

Order no. 9601.0176

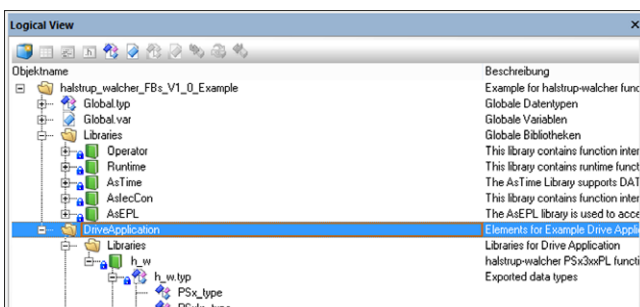


Jog key box
(for Option T in section D of the Order code)

Order no. 9601.0241


Software

Use our function blocks, description files or commissioning tools for the various industrial protocols. You can download the files under www.halstrup-walcher.de/en/software. To do this, enter your specific product in the drop-down menu that appears and select the Software tab in the tab view. After that, the software components are available to you.



You want to see our products in person?

We are represented at numerous trade fairs and will be happy to advise you. Visit us on site and let us find the ideal solution together. You can find our current exhibition dates and product news at:



www.halstrup-walcher.de/en/news/